



Test Report: NTS-250P-148

250W High Reliable Built-in Type True Sine Wave DC-AC Power Inverter

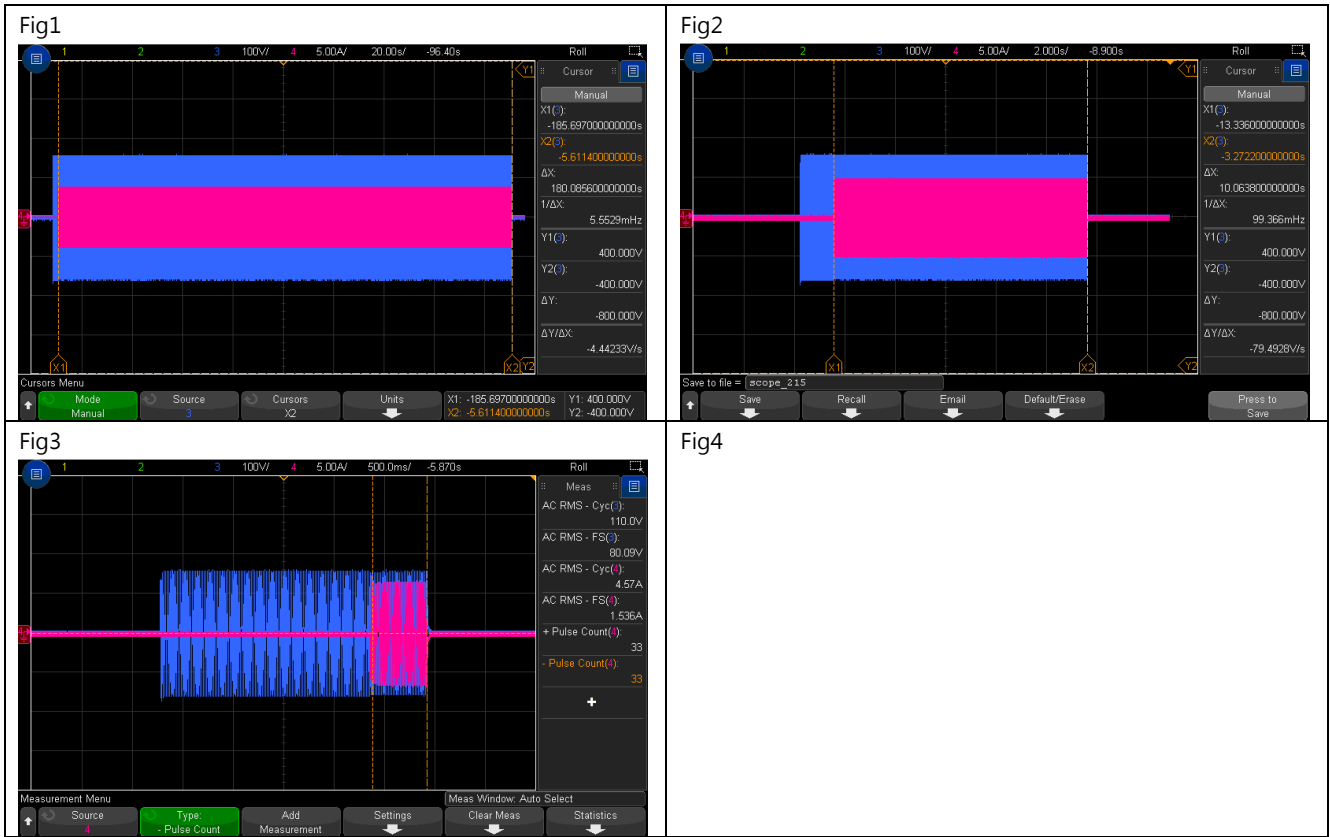
- **DESIGN VERIFY TEST**
 - Output Function Test
 - Input Function Test
 - Protection Function Test
 - Control Function Test
 - APPLICATION Test
 - Component Stress Test
- **SAFETY & E.M.C. TEST**
 - Safety Test
 - E.M.C. Test
- **RELIABILITY TEST**
 - ENVIRONMENT TEST

DESIGN VERIFY TEST

OUTPUT FUNCTION TEST

NO	TEST ITEM	SPECIFICATION	TEST CONDITION	RESULT
1	RATED POWER	250W	IP: 48VDC Ta:25°C	256.12 W
2	MAXIMUM OUTPUT POWER (TYP)	(1)287.5W/180sec. (2)371w/10sec (3)SURGE POWER 500W FOR 30CYCLE Vin (30±5 CYCLE)	IP: 50VDC OP:TESTING LOAD Ta:25°C	(1) 109.76 V/2.631 A/ 180.08Sec (2) 109.59V/ 3.405A/10.06 Sec (3) 110 V/ 4.57A/ 33Cycle

CH3:O/P VAC CH4:O/P IAC



3	AC Voltage	100 / 110 / 115 / 120Vac selectable by DIP S.W	IP: 48VDC OP: FULL LOAD Ta:25°C	DIP S.W 100VAC: 99.69 V DIP S.W 110VAC: 109.89 V DIP S.W 115VAC: 114.33 V DIP S.W 120VAC: 119.88 V
4	FREQUENCY	50/60Hz (±0.1HZ) selectable by DIP S.W	IP: 48VDC OP: FULL LOAD Ta:25°C	DIP S.W 50HZ: 50.042 HZ DIP S.W 60HZ: 59.959 HZ
5	WAVEFORM	True sine wave (THD < 3%)	IP: 50VDC OP: FULL LOAD (1) Vo(min) (2) Vo(nor) (3) Vo(max) Ta:25°C	(1) 1.059% / Vo(min) /FULL LOAD (2) 1.367% / Vo(nor) /FULL LOAD (3) 0.914% / Vo(max) /FULL LOAD

CH3:O/P VAC CH4:O/P IAC

Fig1

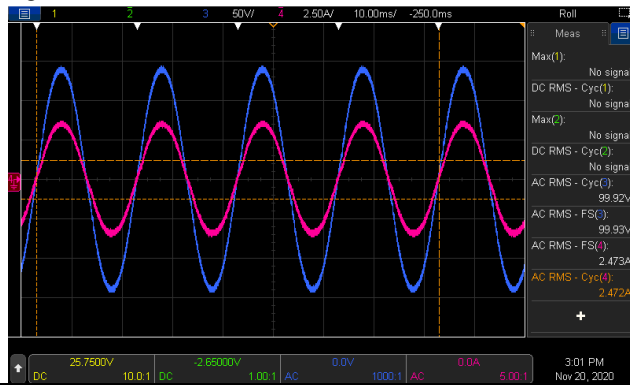


Fig2

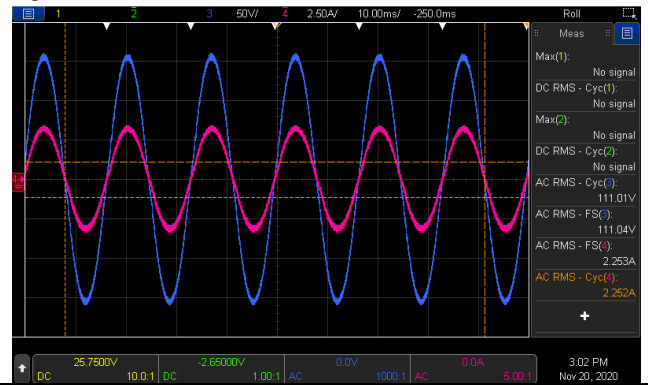
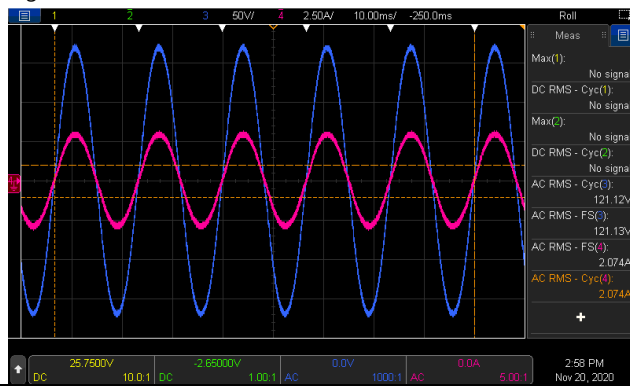












Fig3



6	AC REGULATION	±3%	IP: 50VDC OP: FULL LOAD/NO LOAD Ta:25°C	<u> -0.145 </u> %
7	Overshoot /Undershoot	< ±10%	IP: 48VDC OP: (1) full load turn on (2) no load turn on (3) full /no load change Ta:25°C	(1) <u> -7.00 </u> % (2) <u> -3.73 </u> % (3) <u> -1.09 </u> %
8	O/P voltage DC offset	Vin(nor)= <u> 48 </u> v · Vo<200mv · no load : <u> 75mv </u> / full load: <u> 76mv </u>		

10	LED STATUS	<ul style="list-style-type: none"> • Status test 		
		LED	Status	RESULT
		Green	 Inverter OK	OK
		Orange	 Remote off  Saving mode	OK
		Red	 Abnormal Status (See SPEC)	OK
		<ul style="list-style-type: none"> • Battery test 		
		LED	Battery RANGE	RESULT
		Green 	50~62Vdc±1 v	50.14vdc~ 62.06 vdc
		Orange 	44~50Vdc ±1v	44.057~ 50.13 vdc
		Red 	<44 Vdc ±1v >62 Vdc ±1v	<44.05vdc > 62.08 vdc
		<ul style="list-style-type: none"> • Load test 		
		LED	LOAD RANGE	RESULT
Green 	Min. load ~ 40%±5% LOAD	Min. load ~43.2 %		
Orange 	40%±5% ~ 80%±5% LOAD	43.6%~ 82%		
Red 	≥ 80%±5% LOAD	≥ 82.4 %		

INPUT FUNCTION TEST

NO	TEST ITEM	SPECIFICATION	TEST CONDITION	RESULT
1	VOLTAGE RANGE (TYP)	40VDC~66VDC	IP: TESTING OP:NO LOAD/FULL LOAD Ta:25°C I/P: LOW-LINE=42V HIGH-LINE=65V O/P:FULL/MIN LOAD (PLEASE CHECK DERATING CURVE) ON:30Sec OFF:30Sec 10MIN (POWER ON/OFF NO DAMAGE) I/P: 48V O/P:FULL LOAD ON:30ec OFF:30ec 12Hr (POWER ON/OFF NO DAMAGE)	<u>40.17 VDC~ 66.03 VDC/NO LOAD</u> <u>40.17 VDC~ 65.98 VDC/FULL LOAD</u> Test: <u>OK</u>

2	DC CURRENT (TYP)	7A	IP: 48VDC OP:FULL LOAD Ta:25°C	<u>5.62</u> A
3	NO LOAD DISSIPATION (Typ.)	$\leq 1.5W$ @ saving mode $\leq 12W$ @NON-Saving Mode	IP: 48VDC OP:NO LOAD Ta:25°C	<u>1.05</u> W <u>6.72</u> W
4	SAVING MODE TO NORMAL	$P_o \geq 25W$	IP: 48VDC OP: TESTING LOAD Ta:25°C	<u>20</u> W
5	NORMAL TO SAVING MODE	$P_o \leq 10W$	IP: 48VDC OP: TESTING LOAD Ta:25°C	<u>14</u> W
6	OFF MODE CURRENT DRAW (Typ.)	$\leq 1mA$	IP: 48VDC Ta:25°C	0mA
7	EFFICIENCY(TYP)	250W/92 %	IP: 50VDC OP: $P_o = 250W$ 100V/50HZ (factory setting) Ta:25°C	92.87%

PROTECTION TEST

NO	TEST ITEM	SPECIFICATION	TEST CONDITION	RESULT
1	BAT LOW ALARM	44V±1VDC	IP: TESTING OP:FULL LOAD SW:ON Ta:25°C	<u>44.046</u> V
2	BAT LOW SHUT DOWN	40V±1VDC	IP: TESTING OP: FULL LOAD SW:ON Ta:25°C	<u>40.145</u> V
3	BAT LOW RESTART	50V±1VDC	IP: TESTING OP: FULL LOAD SW:ON Ta:25°C	<u>50.012</u> V
4	BAT HIGH ALARM	62V±1VDC	IP: TESTING OP:FULL LOAD SW:ON Ta:25°C	<u>62.10</u> V
5	BAT HIGH SHUT DOWN	66V±1VDC	IP: TESTING OP: FULL LOAD SW:ON Ta:25°C	<u>66.16</u> V
6	BAT HIGH RESTART	60V±1VDC	IP: TESTING OP: FULL LOAD SW:ON Ta:25°C	<u>60.26</u> V

7	OVER TEMPERATURE	Shut down o/p voltage: re-power on	IP: HI LINE/LOW-LINE OP: FULL LOAD SW:ON Ta:25°C	Shut down o/p voltage, re-power on to recover LED DISPLAY: <u>OK</u>
8	OUTPUT SHORT	Shut down o/p voltage: re-power on	IP: 12VDC O/P: FULL LOAD SW:ON Ta:25°C	Shut down o/p voltage, re-power on to recover LED DISPLAY: <u>OK</u> (1).TEST: <u>OK</u>
9	OVER LOAD (typ.)	105%~115%LOAD 180sec 115%~150%LOAD 10 sec Shut down o/p voltage, re-power on to recover	IP: 48VDC OP: TESTING SW:ON Ta:25°C	(1). <u>106.8~115.2</u> % <u>180.08</u> sec (2). <u>115.6~148.4</u> % <u>10.06</u> sec Shut down o/p voltage, re-power on to recover

CONTROL FUNCTION TEST

NO	TEST ITEM	SPECIFICATION	TEST CONDITION	RESULT
1	REMOTE CONTROL	Power ON-OFF remote control by front panel dry contact connector (by RELAY) Open : Normal work Short : Remote off	IP: 48VDC OP: FULL LOAD Ta:25°C	Open : Normal work Short : Remote off (1). TEST: <u>OK</u>

APPLICATION TEST

NO	TEST ITEM	SPECIFICATION	TEST CONDITION	RESULT
1	LAMP	LAMP: <u>153.23</u> W · turn on <u>OK</u> LAMP: <u>229.32</u> W · turn on <u>OK</u> LAMP: <u>305.79</u> W · turn on <u>OK</u>	1. Vin=HIGH LINE 2. O/P=110V/60Hz TEST: <u>OK</u>	
2	INDUCTION MOTOR	<u>0.12</u> HP	1. Vin=HIGH LINE 2. O/P=110V/60Hz TEST: <u>OK</u>	
3	SWITCHING POWER SUPPLY	WITH PFC <u>EPP-500-48</u> O/P= <u>246.88W</u>	1. Vin=HIGH LINE 2. O/P=110V/60Hz TEST: <u>OK</u>	
		NO PFC: <u>LRS-350-36</u> O/P= <u>249.78W</u>	1. Vin=HIGH LINE 2. O/P=110V/60Hz TEST: <u>OK</u>	

COMPONENT WEAFORM TEST

NO	TEST ITEM	SPECIFICATION	TEST CONDITION	RESULT
1	DC TO DC Power Transistor (D to S) or (C to E) Peak Voltage	Q102 Rated :200V /75 A	I/P: high line O/P:V(max)/Freq 60HZ VDS: O/P: (1)Full Load Turn On (2) Output Short (3)O.L.P(200%) Turn On (4) NO LOAD Turn On (5) Saving mode Ta:25°C	(1)155V (2)153V (3)157V (4)145V (5)145V

2	DC TO DC Diode Peak Voltage	D 105 Rated : 600V/10 A	I/P: high line O/P:V(max) /Freq 60HZ O/P: (1)Full Load Turn On (2) Output Short (5)O.L.P(200%) Turn On (4) NO LOAD Turn On (5) Saving mode Ta:25°C	(1) 300V (2) 300V (3) 296 V (4) 304V (5) 304V
3	DC BUS Capacitor Voltage	C118 /C119 Rated : 180u/ 315 V	I/P: high line O/P:V(max) /Freq 60HZ O/P: (1)Full Load Turn On (2) Output Short (3)O.L.P(200%) Turn On (4) NO LOAD Turn On (5) Saving mode Ta:25°C	C118 (1) 296V (2)296V (3) 296V (4) 296V (5) 296V
4	DC TO AC Power Transistor (D to S) or (C to E) Peak Voltage	Q 200 Rated : 650V / 40 A	I/P: high line O/P:V(max) /Freq 60HZ VDS: O/P: (1)Full Load Turn On (2) Output Short (3)O.L.P(200%) Turn On (4) NO LOAD Turn On (5) Saving mode Ta:25°C	(1) 312V (2) 340V (3) 316V (4)304V (5) 312V
5	AUX PWM MOS	Q504 Rated : 18 A/ 200 V Q105 Rated : 40 A/ 200 V	I/P: high line O/P:V(max) /Freq 60HZ O/P: (1)Full Load Turn On (2) Output Short (5)O.L.P(200%) Turn On (4) NO LOAD Turn On (5) Saving mode Ta:25°C	Q504 (1) 128V (2) 128V (3) 128V (4) 128V (5) 128V Q105 (1) 163V (2) 161V (3) 161V (4) 161V (5) 163V
6	Control IC Voltage Test	MCU IC U303 Rated 2.4 V~ 3.6 V AUX IC U501 Rated 8.2V~30V CHARGE IC U101 Rated -0.3V~20V Gate Driver IC U200 Rated	I/P: high line O/P:V(max) /Freq 60HZ O/P: (1)Full Load Turn On (2) Output Short (3)O.L.P(200%) Turn On (4) NO LOAD Turn On (5) Saving mode Ta:25°C	U303 (1) 3.41V (2) 3.45V (3) 3.45V (4) 3.37V (5) 3.45V U501 (1) 11.65V (2) 11.65V

		-0.3V~20V		(3)11.65V (4)11.65V (5)11.65V U101 (1)12.62 V (2) 12.62V (3) 12.54V (4) 12.62V (5) 12.62V U200 (1) 5.30V (2) 5.18V (3) 5.18V (4) 5.18V (5) 5.18V
--	--	-----------	--	--

SAFETY & EMC TEST

SAFETY TEST

NO	TEST ITEM	SPECIFICATION	TEST CONDITION	RESULT
1	WITHSTAND VOLTAGE	BAT I/P-ACO/P: 3 KVAC/min AC O/P-FG: 1.5 KVAC/min	BAT I/P-ACO/P 3.6 KVAC/min AC O/P-FG:1.8 KVAC/min Ta:25°C	BAT I/P-ACO/P: 1.97 mA AC O/P-FG: 2.13 mA NO DAMAGE
2	GROUNDING CONTINUITY	IEC62368 FG(PE) TO CHASSIS OR TRACE < 100 mΩ	40 A / 2min Ta:25°C	4mΩ

E.M.C TEST

NO	TEST ITEM	SPECIFICATION	TEST CONDITION	RESULT
1	RADIATION	FCC CLASS A	I/P:24 VDC O/P: :FULL/50% LOAD Ta:25°C	CLASS A
2	E.S.D	EN61000-4-2 AIR : 15KV / Contact : 8KV	I/P: 12VDC O/P:FULL LOAD Ta:25°C	<input checked="" type="checkbox"/> CRITERIA A <input type="checkbox"/> CRITERIA B
3	Test by certified Lab & Test Report Prepare Any contradictions of the test results, please refer to the latest EMC test report			

Reliability Test

NO	TEST ITEM	SPECIFICATION	TEST CONDITION	RESULT																																																																																																																												
1	TEMPERATURE RISE TEST	MODEL : NTS-250P-124 1. ROOM AMBIENT BURN-IN : 2 HRS I/P : 12.5VDC O/P : FULL LOAD Ta= 26 °C 2. HIGH AMBIENT BURN-IN : 2 HRS I/P : 12.5VDC O/P : FULL LOAD Ta= 41.2 °C																																																																																																																														
				<table border="1"> <thead> <tr> <th>NO</th> <th>Position</th> <th>ROOM AMBIENT Ta=26 °C</th> <th>HIGH AMBIENT Ta= 41.2 °C</th> </tr> </thead> <tbody> <tr><td>1</td><td>RT300</td><td>62.2°C</td><td>76.7°C</td></tr> <tr><td>2</td><td>Q103</td><td>65.3°C</td><td>80.5°C</td></tr> <tr><td>3</td><td>Q104</td><td>65.1°C</td><td>80.3°C</td></tr> <tr><td>4</td><td>T101</td><td>84.8°C</td><td>99.5°C</td></tr> <tr><td>5</td><td>C100</td><td>67.3°C</td><td>81.9°C</td></tr> <tr><td>6</td><td>C101</td><td>72.5°C</td><td>87.2°C</td></tr> <tr><td>7</td><td>L100</td><td>58.2°C</td><td>71.8°C</td></tr> <tr><td>8</td><td>TB1</td><td>51.3°C</td><td>65.5°C</td></tr> <tr><td>9</td><td>C112</td><td>71.8°C</td><td>86.3°C</td></tr> <tr><td>10</td><td>D105</td><td>72.1°C</td><td>89.4°C</td></tr> <tr><td>11</td><td>C119</td><td>74.5°C</td><td>88.8°C</td></tr> <tr><td>12</td><td>D107</td><td>68.2°C</td><td>84.4°C</td></tr> <tr><td>13</td><td>Q201</td><td>80.7°C</td><td>98.9°C</td></tr> <tr><td>14</td><td>L200</td><td>71.3°C</td><td>88.1°C</td></tr> <tr><td>15</td><td>ZR200</td><td>42.5°C</td><td>58.4°C</td></tr> <tr><td>16</td><td>Q203</td><td>78.6°C</td><td>95.4°C</td></tr> <tr><td>17</td><td>L201</td><td>58.2°C</td><td>73.6°C</td></tr> <tr><td>18</td><td>C219</td><td>66.3°C</td><td>82.3°C</td></tr> <tr><td>19</td><td>TSW1</td><td>68.5°C</td><td>84.4°C</td></tr> <tr><td>20</td><td>C118</td><td>74.2°C</td><td>88.7°C</td></tr> <tr><td>21</td><td>U201</td><td>70.6°C</td><td>84.4°C</td></tr> <tr><td>22</td><td>T501</td><td>75.4°C</td><td>88.4°C</td></tr> <tr><td>23</td><td>Q504</td><td>79.1°C</td><td>91.9°C</td></tr> <tr><td>24</td><td>U501</td><td>86.7°C</td><td>99.4°C</td></tr> <tr><td>25</td><td>U100</td><td>69.6°C</td><td>83.9°C</td></tr> <tr><td>26</td><td>Q501</td><td>78.6°C</td><td>91.8°C</td></tr> <tr><td>27</td><td>T100</td><td>74.4°C</td><td>87.5°C</td></tr> <tr><td>28</td><td>Q105</td><td>72.3°C</td><td>86.2°C</td></tr> <tr><td>29</td><td>U303</td><td>72.9°C</td><td>86.9°C</td></tr> <tr><td>30</td><td>U500</td><td>65.7°C</td><td>80.2°C</td></tr> </tbody> </table>	NO	Position	ROOM AMBIENT Ta=26 °C	HIGH AMBIENT Ta= 41.2 °C	1	RT300	62.2°C	76.7°C	2	Q103	65.3°C	80.5°C	3	Q104	65.1°C	80.3°C	4	T101	84.8°C	99.5°C	5	C100	67.3°C	81.9°C	6	C101	72.5°C	87.2°C	7	L100	58.2°C	71.8°C	8	TB1	51.3°C	65.5°C	9	C112	71.8°C	86.3°C	10	D105	72.1°C	89.4°C	11	C119	74.5°C	88.8°C	12	D107	68.2°C	84.4°C	13	Q201	80.7°C	98.9°C	14	L200	71.3°C	88.1°C	15	ZR200	42.5°C	58.4°C	16	Q203	78.6°C	95.4°C	17	L201	58.2°C	73.6°C	18	C219	66.3°C	82.3°C	19	TSW1	68.5°C	84.4°C	20	C118	74.2°C	88.7°C	21	U201	70.6°C	84.4°C	22	T501	75.4°C	88.4°C	23	Q504	79.1°C	91.9°C	24	U501	86.7°C	99.4°C	25	U100	69.6°C	83.9°C	26	Q501	78.6°C	91.8°C	27	T100	74.4°C	87.5°C	28	Q105	72.3°C	86.2°C	29	U303	72.9°C	86.9°C	30	U500	65.7°C	80.2°C
NO	Position	ROOM AMBIENT Ta=26 °C	HIGH AMBIENT Ta= 41.2 °C																																																																																																																													
1	RT300	62.2°C	76.7°C																																																																																																																													
2	Q103	65.3°C	80.5°C																																																																																																																													
3	Q104	65.1°C	80.3°C																																																																																																																													
4	T101	84.8°C	99.5°C																																																																																																																													
5	C100	67.3°C	81.9°C																																																																																																																													
6	C101	72.5°C	87.2°C																																																																																																																													
7	L100	58.2°C	71.8°C																																																																																																																													
8	TB1	51.3°C	65.5°C																																																																																																																													
9	C112	71.8°C	86.3°C																																																																																																																													
10	D105	72.1°C	89.4°C																																																																																																																													
11	C119	74.5°C	88.8°C																																																																																																																													
12	D107	68.2°C	84.4°C																																																																																																																													
13	Q201	80.7°C	98.9°C																																																																																																																													
14	L200	71.3°C	88.1°C																																																																																																																													
15	ZR200	42.5°C	58.4°C																																																																																																																													
16	Q203	78.6°C	95.4°C																																																																																																																													
17	L201	58.2°C	73.6°C																																																																																																																													
18	C219	66.3°C	82.3°C																																																																																																																													
19	TSW1	68.5°C	84.4°C																																																																																																																													
20	C118	74.2°C	88.7°C																																																																																																																													
21	U201	70.6°C	84.4°C																																																																																																																													
22	T501	75.4°C	88.4°C																																																																																																																													
23	Q504	79.1°C	91.9°C																																																																																																																													
24	U501	86.7°C	99.4°C																																																																																																																													
25	U100	69.6°C	83.9°C																																																																																																																													
26	Q501	78.6°C	91.8°C																																																																																																																													
27	T100	74.4°C	87.5°C																																																																																																																													
28	Q105	72.3°C	86.2°C																																																																																																																													
29	U303	72.9°C	86.9°C																																																																																																																													
30	U500	65.7°C	80.2°C																																																																																																																													
2	LOW TEMPERATURE TURN ON TEST	TURN ON AFTER 2 HOUR	I/P : 25VDC O/P : 100%LOAD Ta= -25 °C	TEST : OK																																																																																																																												
3	HIGH HUMIDITY HIGH TEMPERATURE HIGH VOLTAGE TURN ON TEST	AFTER 12 HOURS IN CHAMBER ON CONTROL 40 °C NO DAMAGE	I/P : 32.5VDC O/P : FULL LOAD Ta= 40 °C HUMIDITY= 95 %R.H	TEST : OK																																																																																																																												

5	STORAGE TEMPERATURE TEST	1. Thermal shock Temperature : -45°C~ +90°C 2. Temperature change rate : 25°C / MIN 3. Dwell time low and high temperature : 30 MIN/EACH 4. Total test cycle : 5 CYCLE 5. Input/Output condition : STATIC	TEST : OK
7	THERMAL SHOCK TEST	1. Thermal shock Temperature : -25°C~ +45°C 2. Temperature change rate : 25°C / MIN 3. Dwell time low and high temperature : 30 MIN/EACH 4. Total test cycle : 10 CYCLE 5. Input/Output condition : 24VDC/Full Load	TEST : OK
8	VIBRATION TEST	1 Carton & 1 Set (1) Waveform : Sine Wave (2) Frequency : 10~500Hz (3) Sweep Time : 10min/sweep cycle (4) Acceleration : 4G (5) Test Time : 60min in each axis (X.Y.Z) (6) Ta : 25°C	TEST : OK
9	CAPACITOR LIFE CYCLE	SUPPOSE C101 IS THE MOST CRITICAL COMPONENT (1) I/P : 25VDC O/P : FULL LOAD Ta= 25 °C LIFE TIME (2) I/P : 25VDC O/P : FULL LOAD Ta= 40 °C LIFE TIME	(1) 148173.8HRS (2) 54234.8HRS
10	MTBF	Conducted by Parts Stress Analysis Prediction 836.9K hrs min. Telcordia SR-332 (Bellcore) ; 84.0K hrs min. MIL-HDBK-217F (25°C)	
11	Ongoing Reliability Test	I/P : 25VDC O/P : 80% LOAD TA=50°C Demonstration Mean Time Between Failure : 30,000 hours	

TEST RESULT	TESTER	REVIEW	APPROVAL
PASS	LIUTT		WANGDZ

2018.4.30 GP-A50-F010